







Cherry Blossom Pattern

Abbreviations
st - stitch
sl st: slip stitch
ch: Chain (daisy chain)
sc: Single crochet
dc: double crochet
[] – stitches inside the brackets are made in the same stitch
** – repeat instructions inside **

Materials:
Crochet hook 3.5-5
8 ply Acrylic yarn 100 grams, colour A red, Colour B pink
Scissors

Description

Join rounds with a sl st in the first st of the round. Use color A. Start with a magic ring.

<p>Round 1: Make 5 sc in the magic ring. (5 sc)</p> 	<p>Round 2: Ch 1, 2 sc in each st around. (10 sc)</p> 
<p>Round 3: Change to colour B. Start in any st. Ch 1, dc in same st, (1 dc, 1 sc) in next st, *(1sc, 1 dc) in next st, (1 dc, 1 sc) in next st * repeat 4 times.</p> 	<p>Round 4: *Ch 3, 2 dc in next dc. 2 dc in next dc, ch 3, sl st in between sts on round 2 directly below, sl st in sc* repeat 5 times.</p>  <p>Fasten off and weave in ends.</p>